
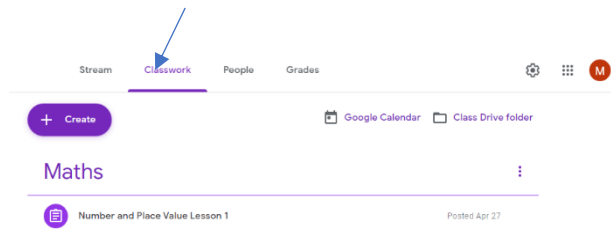


To access your child's Google Classroom you will need to sign into a Google account – it's easy to set up. If you need help doing this, please contact school and we will send out further details.

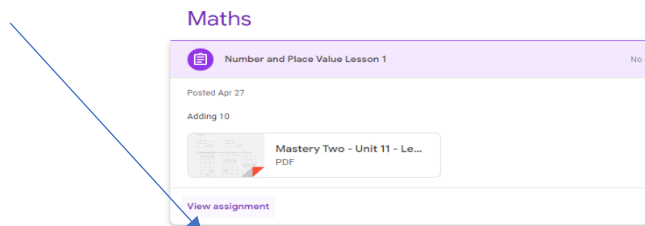
- 1) Open Google and sign into your account (create one if you need to).
- 2) Click on the Google apps icon in the top right hand corner of your screen and select Classroom.
- 3) Now click the + sign and join classroom.
- 4) Enter the code: **kyeyrpf**



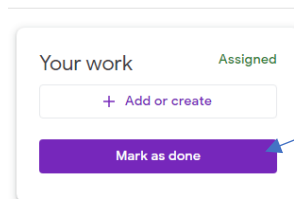
Once you are into your classroom, to access your child's work, click Classwork at the top.



Work is set into subjects to make it easier to follow. Click view assignment to start your work.



You can upload your work and send it to us if you wish, or just click MARK AS DONE when you have finished.



If you need further guidance to help set up your Google Account, please contact school for further support.